



# San Joaquin County Solid Waste



December 10, 2013  
High Diversion Rates and  
Compensation Workshop



# County System and Services

## Waste Diversion Programs

- C&D
- Carpet Recycling
- Master Gardener Program/Landscape Outreach
- Organics Diversion
- E-Waste/U-Waste Diversion
- Appliance Recycling
- Tire Diversion
- Green Procurement
- Recycling Market Development Zone
- Business Waste Reduction
- School Recycling
- Agriculture Container Recycling
- Media Campaigns

## Grant-Funded Programs

- Used Oil/Filter Recycling
- DOC Recycling

## Active Facilities

- North County Recycling Center
- Lovelace MRF/Transfer Station
- North County Landfill
- Foothill Landfill  
(Includes self-haul services)

## HHW Program (Covered through Separate Funding)

## Legacy Landfill Care

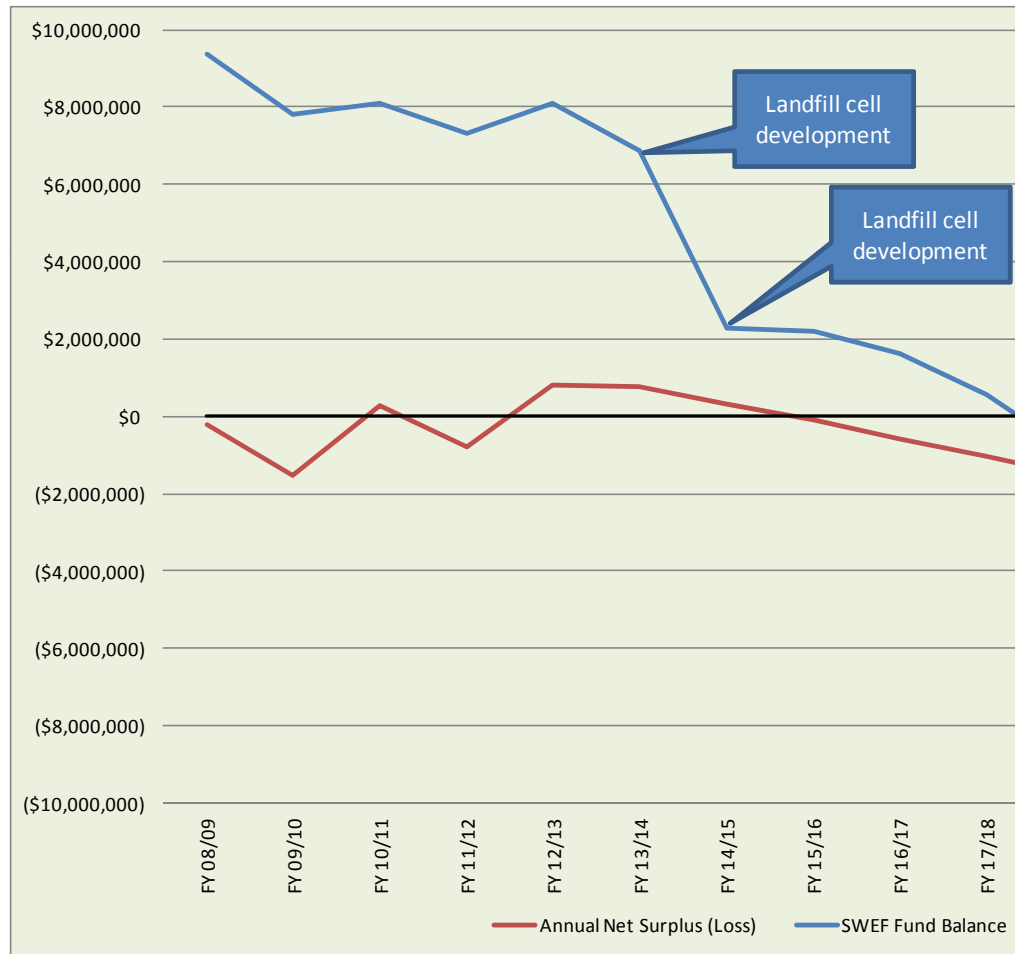
- 2 closed landfills (Harney Lane, Corral Hollow)
- 2 active landfills (North County, Foothill)

## Administration

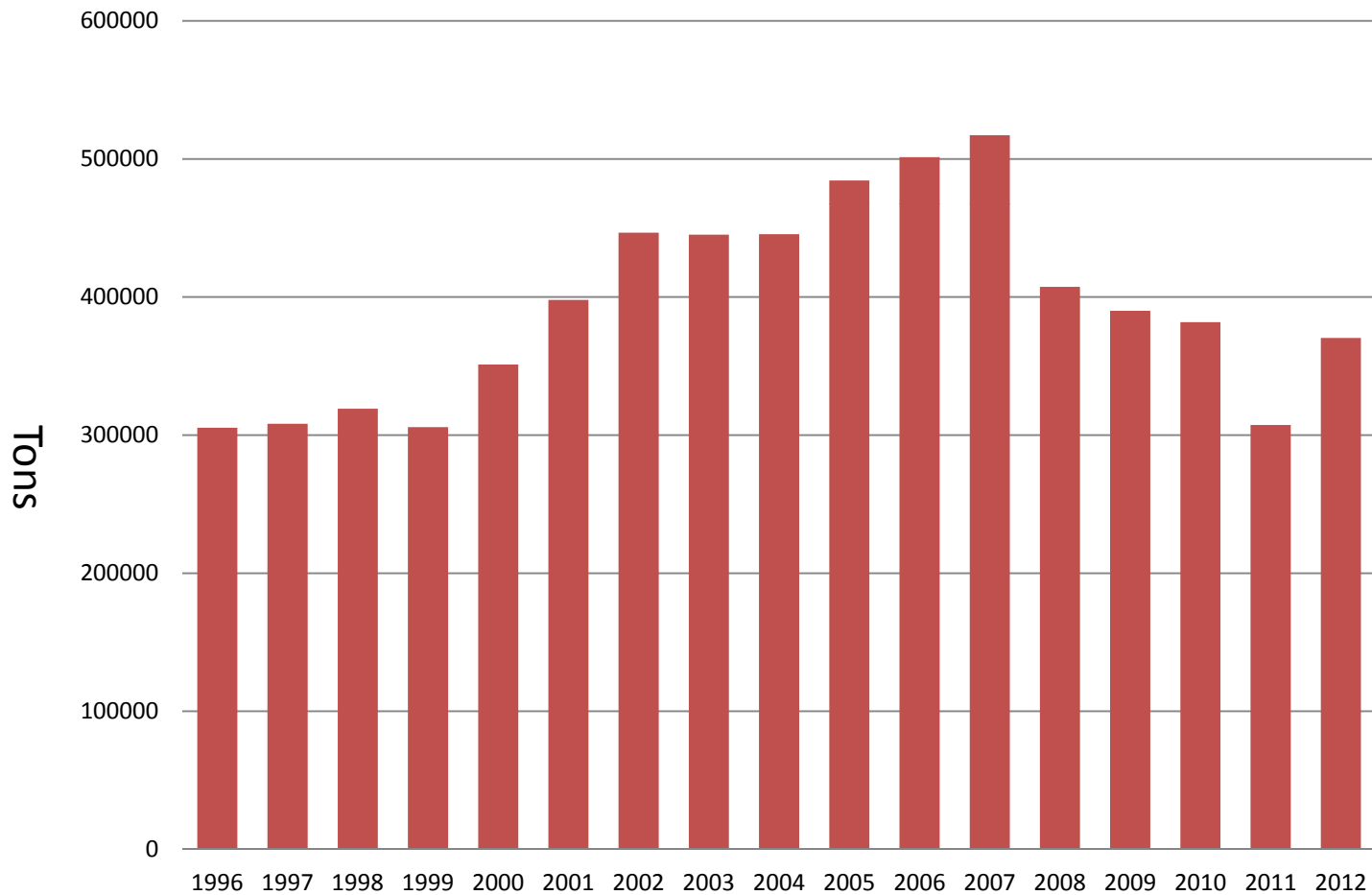
- AB 939 Planning and Regional Reporting
- Waste Planning/Lead Agency Efforts
- School Education
- Sustainable Practices
- Engineering Mgt.
- Waste Diversion Mgt.
- Refuse Disposal Admin.
- Legislation/Regulatory Compliance
- Legislation Tracking and Updates



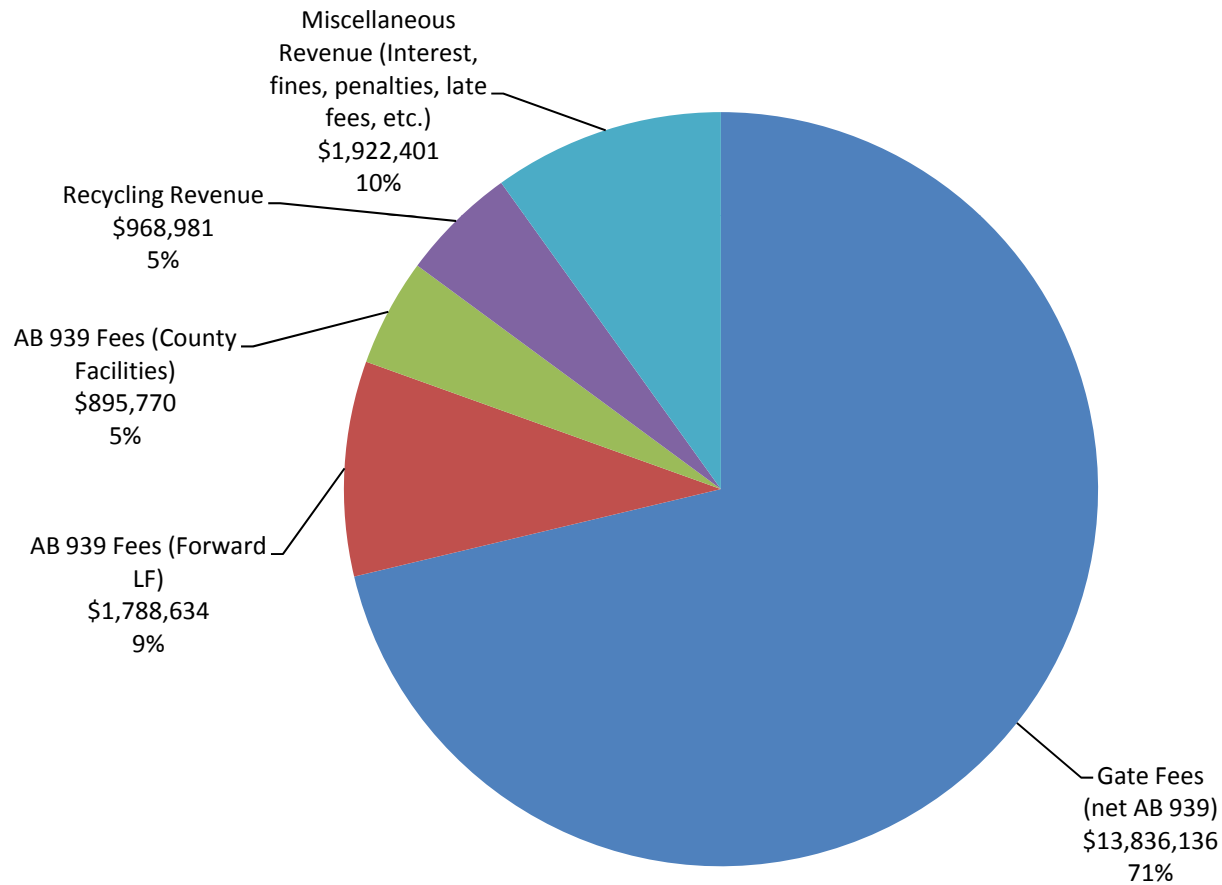
# Fund Projections: Status Quo



# 1995 - 2012 Tonnages

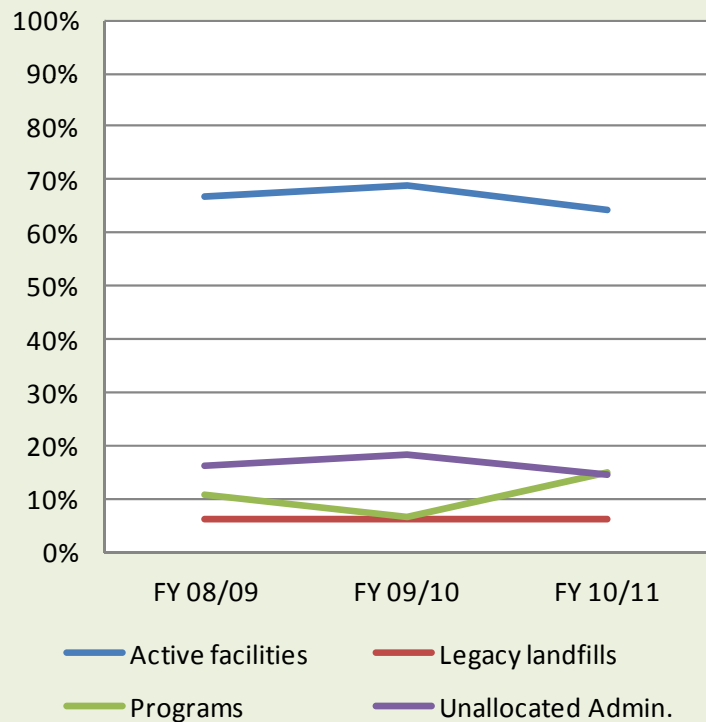


# Fund Revenues FY 10/11



# SW Enterprise Fund Expenses

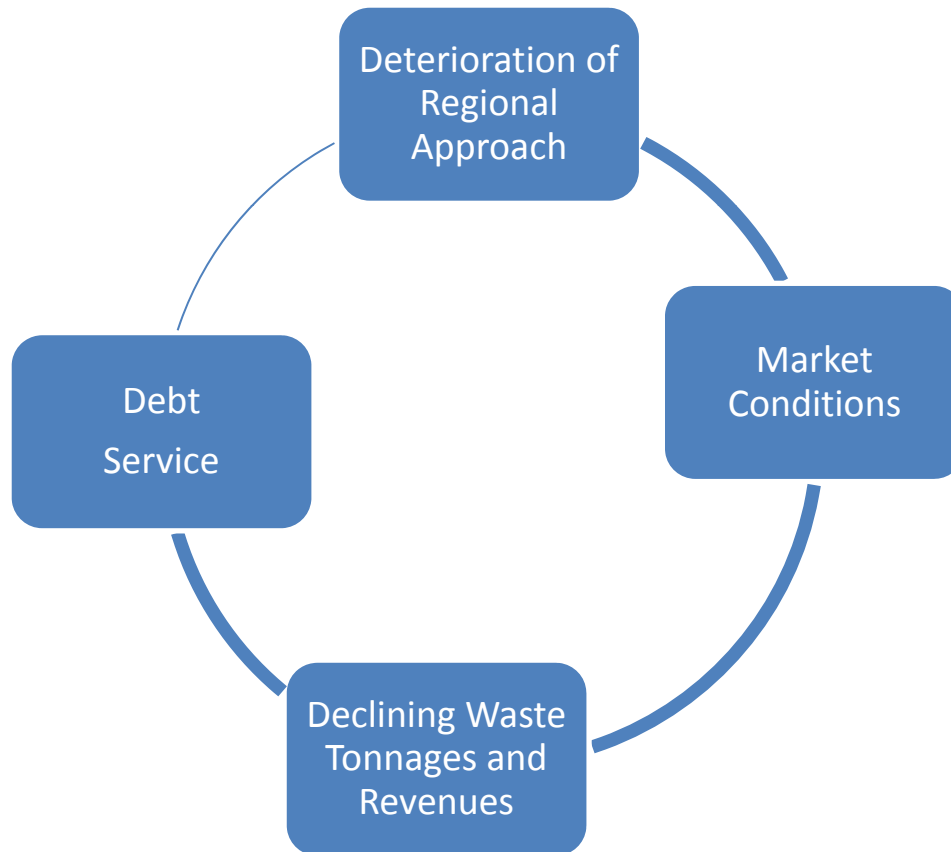
**Expenses as % of Total**



	FY 08/09	FY 09/10	FY 10/11
Active facilities	\$12,561,761	\$13,345,619	\$12,315,001
Legacy landfills	\$1,142,158	\$1,194,729	\$1,189,763
Programs	\$2,055,086	\$1,270,976	\$2,832,277
Unallocated admin.	\$3,093,214	\$3,530,179	\$2,781,986
<b>Total</b>	<b>\$18,852,219</b>	<b>\$19,341,503</b>	<b>\$19,119,027</b>
Active facilities	66.6%	69.0%	64.4%
Legacy landfills	6.1%	6.2%	6.2%
Programs	10.9%	6.6%	14.8%
Unallocated admin.	16.4%	18.3%	14.6%
<b>Total</b>	<b>100.0%</b>	<b>100.0%</b>	<b>100.0%</b>



# Summary of Issues/Challenges



Source: "Reassessing the County's Role in Providing Regional Integrated Solid Waste Management Services within San Joaquin County, May 2011," a white paper prepared by San Joaquin County.



# Regional Integrated Management Plan Update

- **County**
- **7 Cities**
- **2 Special Districts**
- **Private Sector**

**Full Participant**

**Partial Participant**

**Non-Participant**

- **Collection**
- **Disposal**
- **Recyclables Processing & Sale**
- **Composting**

- **Transformation**
- **Organics**
- **HHW**
- **Etc.**


**No More Debt Without A  
Guaranteed Revenue Stream!!**





# Regional Integrated Management Plan Update

2012-2013  
Develop Plan



2013 - 2022  
Implement the Plan

- Pre-planning Survey/Poll
- Formalize near-term and future disposal commitments
- Establish Jurisdictional Goals
- Update the Integrated Waste Management Plan

- Determine long-term disposal arrangements
- Re-structure Regional Relationships



# Possible Revenue Sources

Customer Pays Fee  
(Collection/Tipping)

Sale of Resource or  
Commodity  
(Recyclables,  
Compost, Energy)

General Tax or  
Assessment

Product-Specific  
Fees (Batteries, E-  
Waste, Tires, etc.)



# Comments/Questions

Jim Stone

Deputy Director – Operations

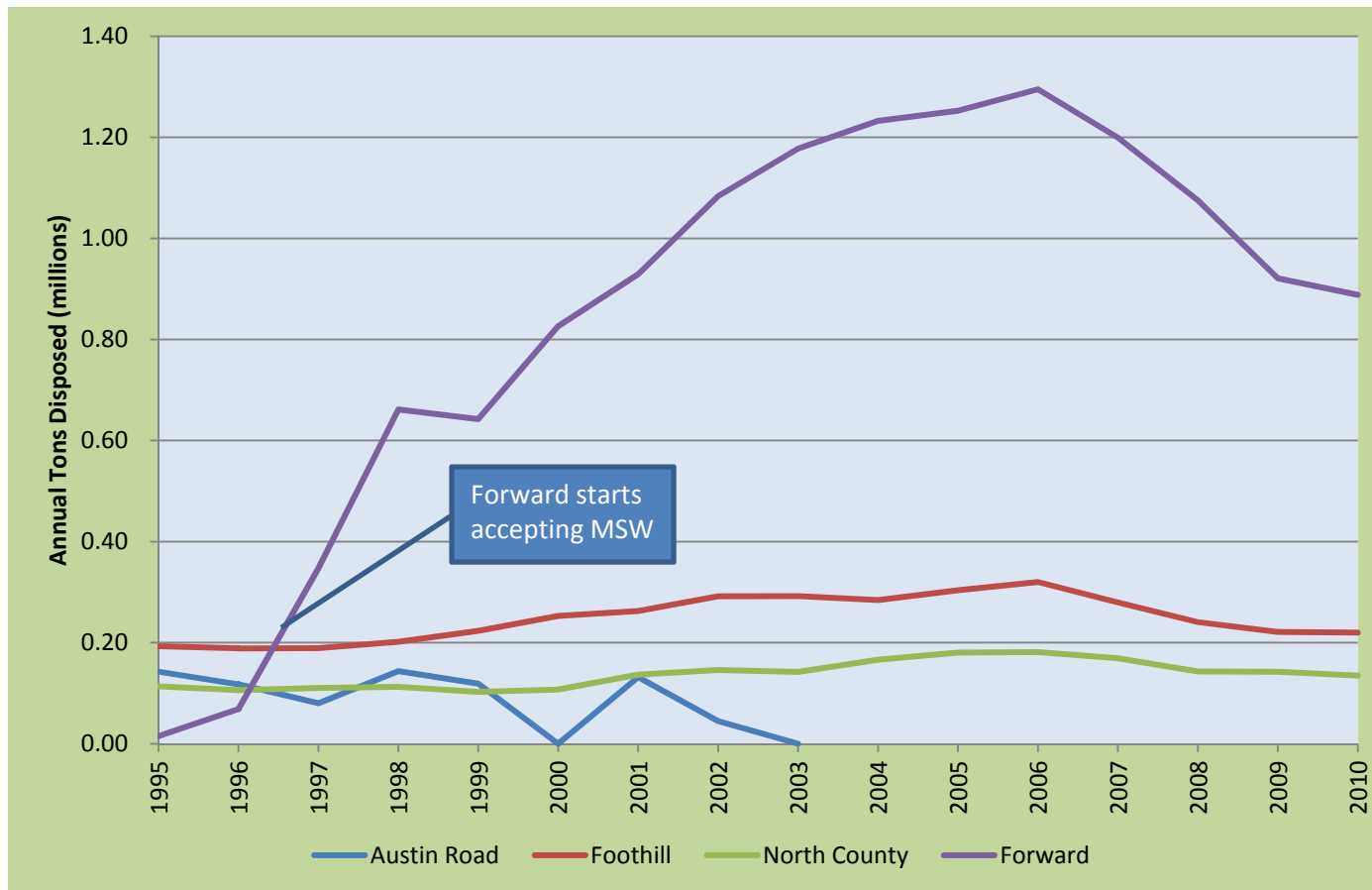
San Joaquin County Public Works

209-468-3031

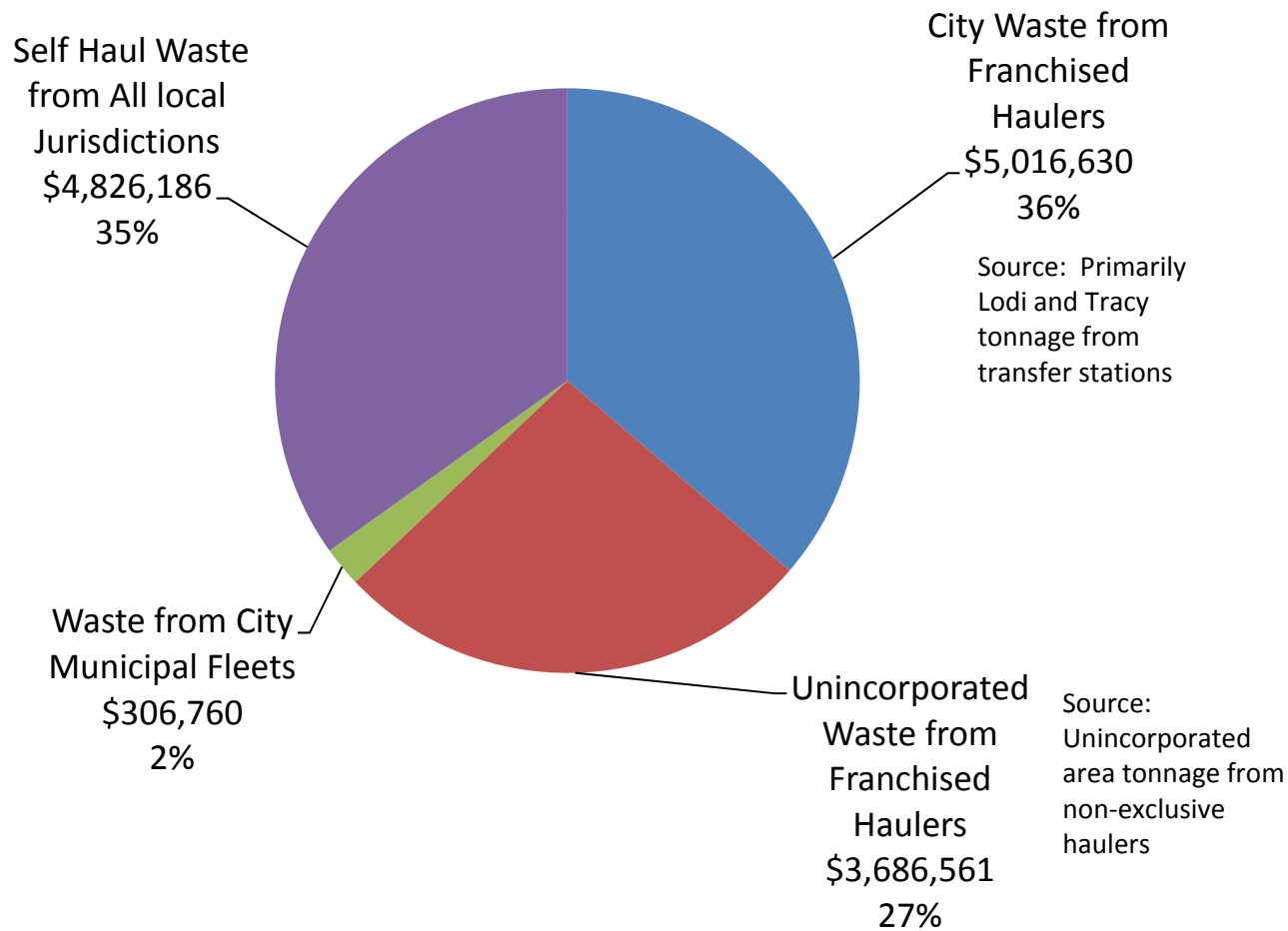
[jstone@sjgov.org](mailto:jstone@sjgov.org)



# 1995 - 2010 Tonnages



# SW Enterprise Fund Gate Fees Fiscal Year 2010/11



# County Programs Funded through AB 939 Fees

## AB939

